



lumini Solucoes em Iluminacao LTDA
www.lumini.com.br
Email:laboratorio@lumini.com.br
Tel:+55 11 3437-5555 Fax:+55 11 3437-5555
Address:Rua Ferreira Viana, 716 - Socorro - São Paulo/SP

lumini

LumCAT:

Luminaire: brick w1

LampCAT: modulo led tr 5W 27K irc90

Ballast type:

Report No:

Voltage(V): 124.0000

Test No:

Current(A): 0.0390

Number of Lamps: 1

Power (W): 4.8360

Lamp flux(lm): 290.0

PF: 0.0000

Length(mm): 96

Width(mm): 46

Phm Type: C

Height(mm): 0

Photometric Results

Lumens(lm): 95.40, Efficiency(%): 32.90% , Luminous Efficacy(lm/W): 19.73

Central intensity(cd): 44.551, Maximum intensity(cd): 44.646

Angle of maximum intensity: C=0.0 γ =6.0

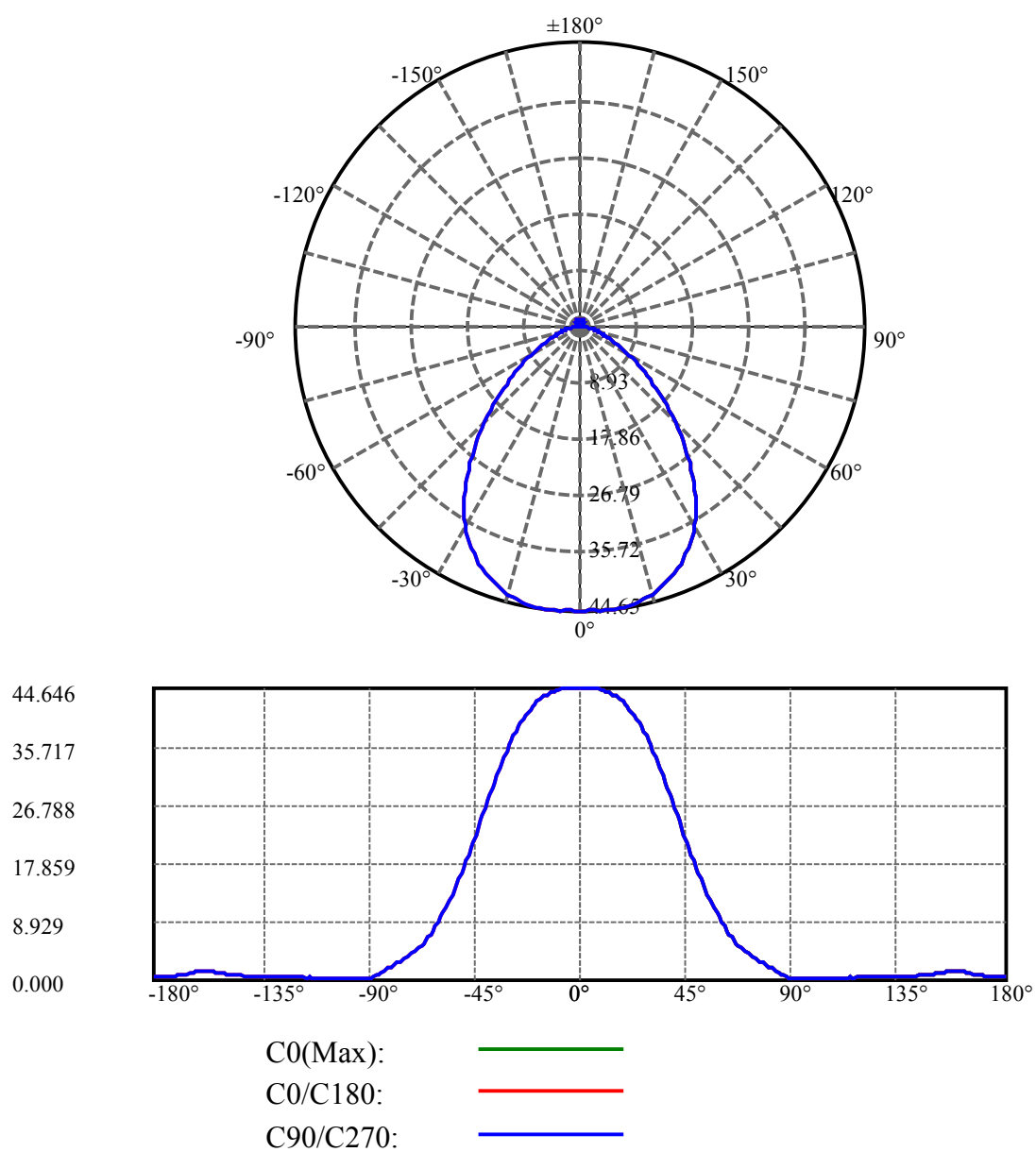
Beam angle of C0 plane : 87.93

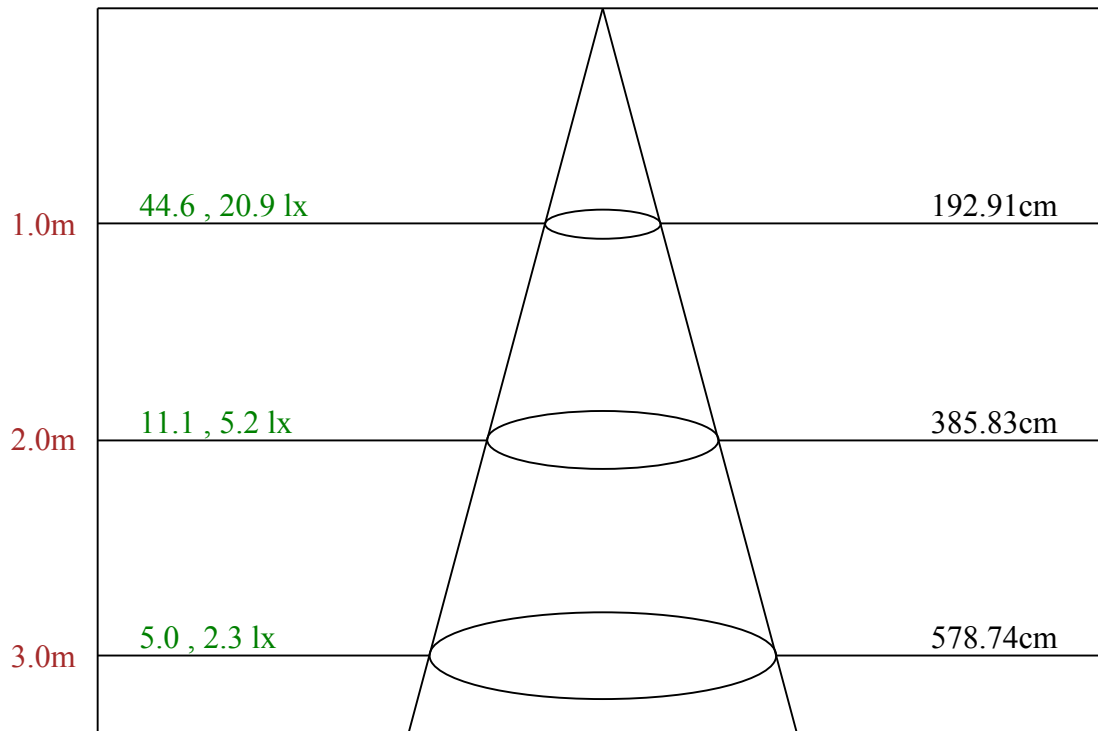
Aveage BeamAngle(IEC 61341):87.93

Equipment: equipamento lumini
Temperature(°C): 25.8

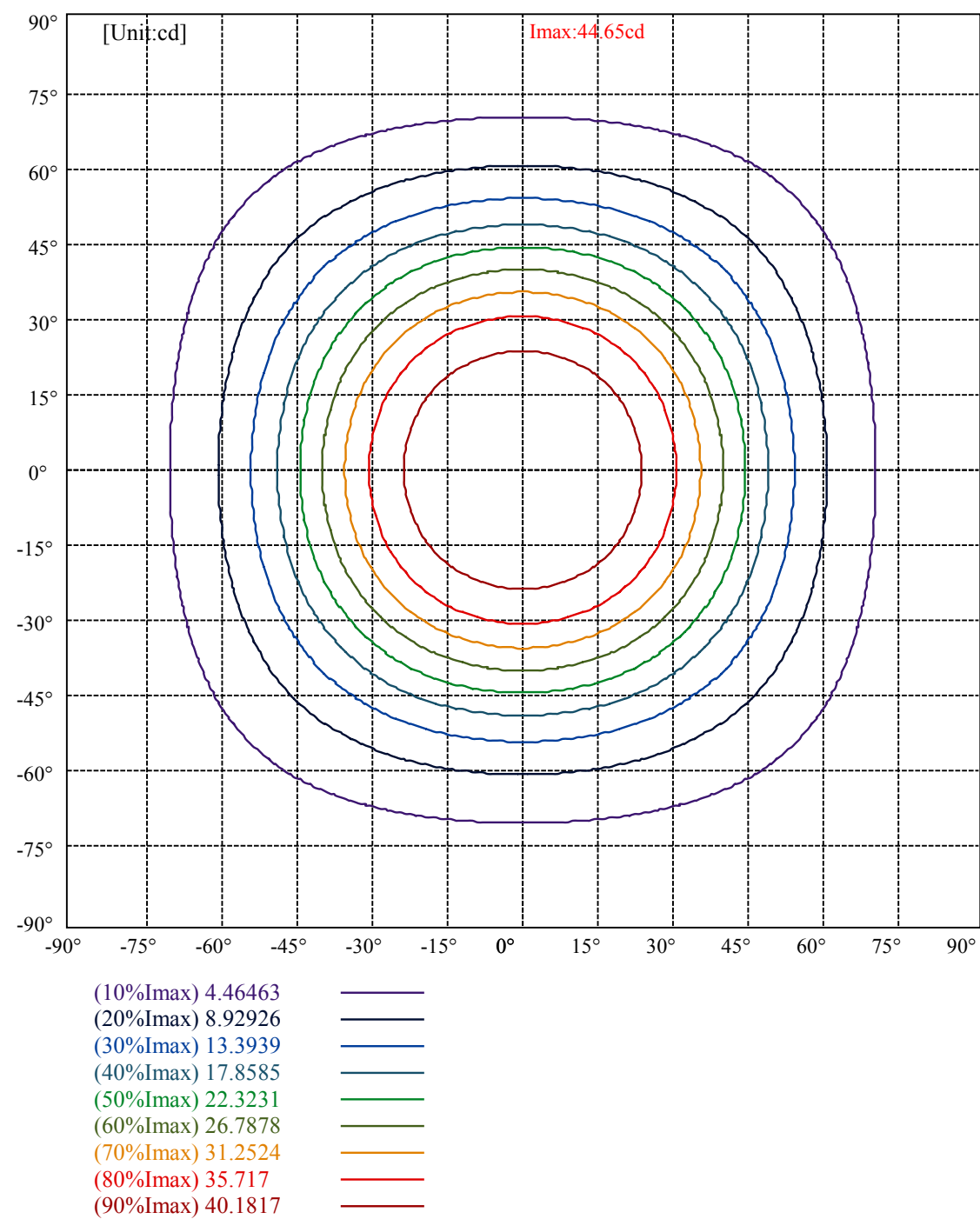
Date: 06/01/2025
Humidity(%): 68.0%

Operator: 01
Distance(m): 6.90





Max , Ave Beam angle of C0 plane 87.93



lumini

Luminance Limiting Curve(no luminous side)

Appendix Page: 5 Total:6

Luminance Table

γ	45	50	55	60	65	70	75	80	85
C0	6781	5734	4871	4046	3269	2872	2661	2639	2428
C45	6781	5734	4871	4046	3269	2872	2661	2639	2428
C90	6781	5734	4871	4046	3269	2872	2661	2639	2428

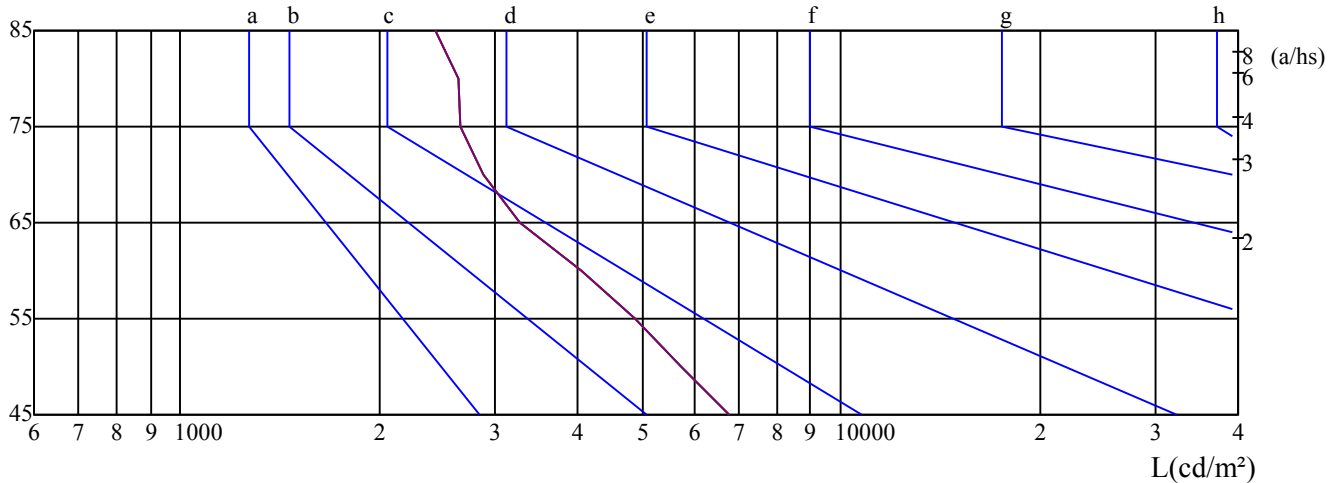
L(Hor)(65)	L(Ver)(65)	L45(65)	L(Hor)(75)	L(Ver)(75)	L45(75)	L(Hor)(85)	L(Ver)(85)	L45(85)
3269	3269	3269	2661	2661	2661	2428	2428	2428

Glare Table

Glare	Quality	Service Values Illuminance(lx)							
1.15	A	2000	1000	500	≤ 300				
1.5	B		2000	1000	500	≤ 300			
1.85	C			2000	1000	500	≤ 300		
2.2	D				2000	1000	500	≤ 300	
2.55	E					2000	1000	500	≤ 300
		a	b	c	d	e	f	g	h

Luminance Limiting Curve

$\gamma(^{\circ})$



C0 ———

C45 ———

C90 ———

Equipment: equipamento lumini
Temperature($^{\circ}\text{C}$): 25.8

Date: 06/01/2025
Humidity(%): 68.0%

Operator: 01
Distance(m): 6.90

Illumination assessment according UGR											
Rf of Ceiling	70	70	50	50	30	70	70	50	50	30	
Rf of Wall	50	30	50	30	30	50	30	50	30	30	
Rf of Floor	20	20	20	20	20	20	20	20	20	20	
Room dimensions		Viewed crosswise					Viewed endwise				
X	Y										
2H	2H	18.94	20.32	19.36	20.71	21.11	16.54	17.92	16.96	18.31	18.72
	3H	19.47	20.70	19.91	21.12	21.55	17.66	18.89	18.10	19.31	19.74
	4H	19.57	20.72	20.02	21.15	21.60	18.15	19.31	18.61	19.73	20.18
	6H	19.69	20.76	20.16	21.20	21.68	18.60	19.67	19.07	20.11	20.59
	8H	19.71	20.74	20.19	21.19	21.68	18.75	19.78	19.23	20.23	20.72
	12H	19.73	20.72	20.21	21.17	21.67	18.86	19.84	19.33	20.30	20.80
4H	2H	19.13	20.28	19.58	20.71	21.16	17.15	18.30	17.60	18.73	19.18
	3H	19.80	20.78	20.28	21.23	21.73	18.43	19.40	18.91	19.86	20.36
	4H	20.05	20.90	20.54	21.39	21.91	19.10	19.95	19.59	20.44	20.96
	6H	20.24	21.00	20.77	21.51	22.04	19.64	20.40	20.16	20.91	21.44
	8H	20.35	21.05	20.88	21.57	22.12	19.88	20.59	20.41	21.10	21.65
	12H	20.43	21.09	20.97	21.60	22.19	20.06	20.71	20.59	21.22	21.81
8H	4H	20.19	20.90	20.72	21.41	21.96	19.33	20.04	19.86	20.55	21.10
	6H	20.52	21.11	21.07	21.64	22.23	20.04	20.63	20.59	21.17	21.75
	8H	20.75	21.26	21.32	21.83	22.41	20.42	20.94	21.00	21.51	22.08
	12H	20.90	21.33	21.48	21.91	22.50	20.69	21.12	21.27	21.69	22.28
12H	4H	20.21	20.86	20.74	21.37	21.96	19.35	20.01	19.89	20.52	21.10
	6H	20.63	21.14	21.20	21.71	22.29	20.16	20.67	20.73	21.24	21.82
	8H	20.86	21.29	21.44	21.86	22.45	20.55	20.98	21.13	21.55	22.14
Variation with the observer position at spacings:											
S = 1.0H		0.3/-0.7					0.3/-0.7				
S = 1.5H		0.7/-1.4					0.7/-1.4				
S = 2.0H		2.0/-1.7					2.0/-1.7				
Standard tables:		BK3					BK3				
Uncorrected UGR		1.8					1.8				

依据CIE Publ. 117 计算 UGR, S/H = 0.25